



Dealer
Appreciation
Program **2010**

Illinois Central E-8 ABA Diesel Set



Illinois Central - E-8 ABA Diesel Set
20-20048-1 w/Proto-Sound 2.0 M.S.R.P. \$699.95

E-9 ABA Diesel Engine Features

- Directionally Controlled Headlights
- Intricately Detailed ABS Bodies
- Metal Wheels, Axles and Gears
- Die-Cast Truck Sides, Pilots and Fuel Tank
- (2) Remotely Controlled Proto-Couplers™
- Colorful Paint Scheme
- Metal Chassis
- Metal Handrails and Decorative Horn
- (2) Precision Flywheel Equipped Motors In Each A Unit
- Locomotive Speed Control In Scale MPH Increments
- Lighted Cab Interiors
- Illuminated Number Boards
- Lighted Marker Lights
- (2) Engineer Cab Figures In Each A Unit
- Spinning Roof Fans
- Operating Ditch Lights
- Metal Body Side Grilles
- (2) Operating Smoke Units
- Proto-Sound® 3.0 With The Digital Command System Featuring: Passenger Station Proto-Effects™
- Unit Measures: 53" x 2 1/2" x 3 1/2"
- Operates On 0-31 Curves

Known as "the Mainline of Mid-America", Illinois Central added their name to a roster of other revolutionary passenger carriers with the introduction of their E-series fleet in the mid 1930's. Designed by General Motors Electro-Motive Division, the E-units boasted a clean, lofty, cabin with panoramic views-which was a great improvement to the boxy, restricted, cabins many conductors experienced in earlier steam engines. With its roots still firmly planted in the automotive market, GM, not only had its group of Detroit designers create the streamlined body of the E8, but also understood railroads desire for individuality-and allowed them to create personalized paint schemes for their E-units.



While the war stopped the manufacture of all diesel engines in 1942, EMD resumed production in 1949 with the E7 and E8. With twin 567C motors to ensure reliability, and six wheel trucks that allowed heavier cars to ride quietly at high speeds, the E8 was introduced just in time for the last hurrah of the American passenger train. Though the "E" originally stood for the 1800 hp output of GM's earliest models, the letter was kept despite later models increase in power ratings.

By the mid 1960's Illinois Central's E-series fleet was beginning to look old fashioned in comparison to the locomotive transformations taking place everywhere else. Even after purchasing a large quantity of GP9's, after their introduction in 1954, Illinois Central would not truly become a "modern" railroad until 1966 when they purchases 40 low-nose, turbocharged GP40's.

During the 1990's, Illinois Central obtained two former Burlington Northern passenger units, which have been repainted in gray and white and are now used as executive trains. Originally created as American passenger and mail carrier trains, the E8's two 1,200hp engines pulled most of the great limiteds from the 1950's through the late 1970's. While the trains initially connected Chicago, New Orleans, and Birmingham, the executive E8's are now used only as passenger trains during special events or appearances and as inspection trains.

Learn More About It:

Enter the product number of this engine into the Product Search feature on www.mthtrains.com for links to more information.



Passenger Cars



Illinois Central - 5-Car 70' ABS Passenger Set (Smooth)
20-65153 M.S.R.P. \$399.95

It is hard to match the excitement and beauty of a long, sleek passenger train speeding down the rails. M.T.H.'s Premier Line scale streamlined passenger cars and sets will bring exactly the right, realistic look to your passenger consists.

No other manufacturer matches the quality and value found in an M.T.H. Premier Line passenger car. Using an intricately detailed, yet durable ABS body atop smooth rolling, highly detailed, die-cast metal trucks results in a lightweight car that won't bog down a locomotive struggling to pull heavy aluminum passenger cars. What's more, each Premier Line passenger car features detailed car interiors, passenger figures, and overhead lighting for a realistic and authentic appearance.

Passenger Set Features

- Durable ABS Intricately Detailed Bodies
- Metal Wheels and Axles
- Overhead Interior Lighting
- Die-Cast 4-Wheel Trucks
- Operating Die-Cast Metal Couplers
- Colorful, Attractive Paint Schemes
- End-of-Car Diaphragms
- Separate Metal Handrails
- Fast-Angle Wheel Sets
- Needle-Point Axles
- Detailed Car Interiors
- 10 Passenger Figures In Each Coach Car
- 1:48 Scale Dimensions
- Detailed Car Undercarriage
- Sliding Baggage Car Doors
- 5-Car Sets Feature: (1) Baggage, (2) Coaches, (1) Diner, (1) Observation
- Unit Measures:
- Operates On 0-42 Curves



Illinois Central - 2-Car 70' ABS Slpr/Vista Dome Passenger Set (smooth-sided)
20-66153 M.S.R.P. \$159.95



Illinois Central - 2-Car 70' ABS Slpr/Vista Dome Passenger Set (smooth-sided)
20-69153 M.S.R.P. \$159.95



Illinois Central - 70' ABS Vista Dome Passenger Car (smooth-sided)
20-67153 M.S.R.P. \$79.95

Engineering Edition 4-8-2 L-4A Mohawk Steam Engine



Second in a Series of 4!

Engineering Edition - 4-8-2 L-4A Mohawk Steam Engine
20-3407-1 w/Proto-Sound 2.0 M.S.R.P. \$1099.95


While its competitors needed monstrous engines to conquer mountain ranges, the New York Central did not. Its Water Level Route from New York City to Chicago was a nearly level raceway built along rivers and the Lake Erie shoreline, and the Central's main line steam engines were racehorses bred for speed on that route. By the early 1930s, the NYC relied on two locomotives for premier services: the 4-6-4 Hudson for its Great Steel Fleet of passenger trains and the nation's largest stable of 4-8-2s for fast freight. Although the 4-8-2 was labeled a Mountain on any other railroad, that would hardly do on the Water Level Route, so the Central named its engines Mohawks after one of the rivers its rails followed.

Class L-3 engines were delivered in three subclasses. ALCo-built class L-3a Mohawks were dual service steamers with roller bearings on all axles. Class L-3b engines, built by both ALCo and Lima, and class L-3c built by ALCo, were fast freight locomotives. Lima-built L-3b's carried a cylindrical Elesco feedwater heater atop their smokebox fronts, while all other L-3's had Worthington feedwater heaters.

Famed author Alvin Staufer noted that "The dual purpose concept

had really taken hold on the Central and the wartime service they performed was almost beyond belief. It was nothing for them to come in on a heavy freight drag, be serviced, and leave a few hours later at the head of one of the Great Steel Fleet. Whenever possible, the heavy War Trains were assigned to the L-4 Mohawks." Soon after the war, L-4 and L-3 engines were retrofitted with smoke deflectors (a.k.a. "elephant ears") to deflect smoke from the engineer's line of vision. Whether they worked, and whether they improved or ruined the look of the Central's premier freighter, remains a subject of debate among railfans to this day.

M.T.H. is proud to introduce the first unpainted replica of this NYC racehorse, we believe it to be the best-offering accurate detail for each subclass of L-3 and L-4; smooth performance from a three-scale-mile-per-hour crawl to full throttle; "cruise control" for steady speeds regardless of curves, switches and grades; a wide range of steam locomotive, crew, and station sounds. Like the prototype, our model is dual purpose; using our optional Digital Command System (DCS), you can change your Mohawk's sound set from passenger to freight or vice versa with a free Internet download.



Lionel Corporation Freight Cars



Lionel Corp. Blue & Orange - No. 2814 O Gauge Hopper Car
11-70044 M.S.R.P. \$79.95
Licensed By Lionel Trains.

No. 2814 O Gauge Hopper Car

Along with its top-of-the-line standard gauge freight cars, Lionel upgraded its high-end O gauge freight line in 1926: "In designing this marvelous new series of Lionel 'O' Gauge Freight Cars, our aim has been to express the individuality of every type of commercial freight car used on all railroads. Many new features never before carried out to such perfection are apparent in these cars." Catalog numbers, initially in the 800 series when the cars were equipped with latch

couplers, were changed to 2800 series when new automatic box couplers were added in 1938.

Features:

- Baked Enamel Finish
- Stamped Steel Body and Chassis
- Metal Wheels and Axles
- Operating Metal Latch Couplers
- Unit Measures: 11" x 3 1/2" x 2 5/8"
- Operates On 0-31 Curves



Lionel Corp. Blue & Orange - No. 216 Std. Gauge Hopper Car
11-30085 M.S.R.P. \$129.95
Licensed By Lionel Trains.

No. 216 Std. Gauge Hopper Car

In 1926, Lionel replaced the primitive-looking large-size freight cars it had cataloged for 20 years with the new 200-series standard gauge cars: "Not only are these new cars patterned after the big all-steel cars that carry freight across the country, but they incorporate many original and exclusive features of design that only Lionel can carry out to such perfection... The illustrations clearly show that every known type of modern car is faithfully reproduced by us. It is great fun to convert your 'Lionel Standard' Passenger Train into a big Freightier by adding an assortment of these well-built and handsomely finished cars." The 200-series

cars were cataloged as "for use with Locomotives Nos. 380E, 381E, 402E, 408E and 400E," although on one occasion, in the 1930 catalog, they appeared in a De-Luxe set with the smaller 390E steamer.

Features:

- Stamped Steel Body and Chassis
- Metal Wheels and Axles
- Operating Metal Latch Couplers
- Baked Enamel Finish
- Colorful, Attractive Paint Schemes
- Nickel Trim
- Unit Measures: 14 3/4" x 3 7/8" x 4 7/8"
- Operates On STD-42 Curves



Lionel Corporation - 4-Bay Hopper Car
70-75030 M.S.R.P. \$89.95
Licensed By Lionel Trains.

4-Bay Hopper Car

Each car's standard features are often extras on other manufacturer's cars. Only M.T.H. gives you stainless steel wheels and axles, two types of couplers, and polycarbonate bodies for indoor and outdoor use as standard equipment.

Operating Action Car

This exciting car features a backlighting moving animation strip visible through each of the car's four large viewing windows. Utilizing a quiet and efficient motorized player and bright LED lighting, the animated action really shines bright!



Lionel Corporation - Operating Action Car
81-99012 M.S.R.P. \$54.95
Licensed By Lionel Trains.



Thank You!

M.T.H. Electric Trains wants to thank the retailers who have supported us over the years, by continuing our production of a limited series of M.T.H. Dealer Appreciation Program (D.A.P.) products.

These items, each in a specially marked D.A.P. package, will not appear in any M.T.H. catalog in their D.A.P. configuration. To make these limited edition products truly special, we offer each Authorized M.T.H. Retailer only two of these special packages. Keep them for yourselves or sell them to selected very special customers; it's your choice. Thank you for giving such wonderful support to M.T.H. and our customers for all these years!



www.mthtrains.com

©2010 M.T.H. Electric Trains



Christmas - O Gauge Box Car
30-74609 M.S.R.P. \$39.95

Celebrating 30 Years!

M.T.H. is proud to be celebrating its 30th anniversary this year. Thirty years ago, the three-rail O gauge hobby consisted mainly of restoring and running postwar Lionel® trains. Thirty years ago, the most elaborate way to run three-rail trains was a rebuilt ZW transformer. Thirty years ago, a twenty-year-old named Mike Wolf opened a toy train mail order business in a bedroom of his parents' home. At train shows, customers approaching his table didn't realize he was the business owner, and often asked to speak with his father.

Fast forward three decades and we all look a little older. We are arguably in the golden age of model railroading, with more prod-

uct choices, both scale and semi-scale, than we ever dreamed possible back in 1980. Our trains have amazing detail, CD-quality sound, and run smoothly at scale speeds. We can model almost any railroad in almost any era in HO, O, G scale and standard gauge tinplate.

Celebrate our 30th anniversary with two cars from the two most recent product line additions to the M.T.H. product family - HO and G scale. These colorful cars sport our special 30th anniversary logo and reporting marks heralding our history. The HO Action Car features select catalog covers from our past, scrolling through them whenever the car is powered up.



M.T.H. 30th Anniversary - 4-Bay Hopper Car
70-75031 M.S.R.P. \$89.95



M.T.H. 30th Anniversary - Operating Action Car
81-99013 M.S.R.P. \$54.95

Christmas (DAP 2010) Box Car

High quality, traditionally sized RailKing Freight Cars provide detailed bodies and colorful paint schemes for the O Gauge railroader. MTH makes an enormous variety of RailKing Freight Cars, including many different car types and road-names. No matter what era or part of the country you are modeling, RailKing is sure to have something for you.