

# Tinplate Traditions™ By M.T.H.®

2008





# STEP INTO OUR TIME MACHINE



You're reading one of the most unique catalogs in model railroading. In any scale or gauge, our hobby can be a time machine, taking us back to the trains of another era and the world they inhabited. But only in tinplate do the models themselves hark back to the toys of another period, the pre-World War II decades of the twentieth century. Tinplate trains are the toys of a time when silent movies and then radio were among the chief forms of entertainment — a period when playthings and entertainment were not intended to be realistic, but to serve as springboards for a child's imagination.

In this world it was entirely plausible for a toy train company to advertise a shiny, cartoon-like locomotive as an amazingly realistic model of the latest technology on rails. This was the world of tinplate, inhabited by brightly-colored toys that were masterpieces of the toy-makers art, only loosely related to the real world, and a favorite toy of almost every boy in America. This was the world in which Popular Mechanics proclaimed that an electric train was "The One Toy That Guarantees a Happy Childhood", one manufacturer's slogan was "Ives toys make happy boys," and a huge amount of advertising appealed directly and specifically to Boys. Being a Boy in the early part of the twentieth century was truly something special, because Boys had the best toys.

This is the world that inhabits this and every Tinplate Traditions catalog. You can experience the same excitement that a child felt when receiving these toys

as a holiday or birthday present seven or eight decades ago. The first M.T.H. catalog in 1983, printed in black and white, offered reproductions of the No. 9, No. 381E, and No. 408 Standard Gauge locomotives. Today we are the only company in the world offering a full line of Standard Gauge and O Gauge tinplate trains, track, and accessories that faithfully duplicate the magic of the pre-war tinplate era.

We think you'll find much in this latest catalog to delight your eyes and ears. For the first time, we're offering much of our line as full train sets, at a significant discount to the prices of separate-sale engines and cars. For the first-time tinplate buyer, we also offer Ready-to-Run sets that include track and transformer.

If you're looking for accurate replicas of the original tinplate toys, we offer models that duplicate their original colors and mechanisms. Or if you're looking for the spirit of tinplate updated for the twenty-first century, we also offer tinplate models with new paint schemes and the smoke, sounds, speed control, and other features of our Proto-Sound® 2.0 sound and control system. We invite you now to turn the page, step into our time machine, and enjoy the magic that was — and still is — tinplate toy trains.



[www.mthtrains.com](http://www.mthtrains.com)

## M.T.H. TINPLATE IS MORE FUN

Only M.T.H. offers you the choice of enjoying tinplate trains that perform just like new toys of eighty years ago, or updated with modern technology. Most Tinplate Traditions locomotives are offered in both Traditional and Proto-Sound® 2.0 configurations.

Traditional versions don't just look like the pre-war originals; they operate like them, too. Traditional locomotives feature open-frame AC motors and mechanical E-units (reverse units) for operators who want to recreate the full tinplate experience — complete with buzzing E-units, growling motors, and the smell of ozone in the air!

Proto-Sound 2.0 versions feature the same accurate, nostalgic appearance on the outside but the latest M.T.H. technology inside. Proto-Sound offers today's tinplate operator more features than a child of the 1920's or '30's ever dreamed of; turn the page for details.



## SEE 'EM IN ACTION

Close-up photos and action videos of many items in this catalog can be found at [www.mthtrains.com](http://www.mthtrains.com). Simply enter the item number in our Product Search feature, then scroll down the item page for detail photos and/or a link to an action video.



## TINPLATE MEGASTATIONS



There are over 1,100 M.T.H. Authorized Retailers in North America, each ready to serve your model railroading needs. Of these, a select few stock a large variety of our tinplate products and qualify as Tinplate Mega Stations, listed below. Mega Stations also meet our DCS Demo Center qualifications, so they can offer you expert assistance in seeing M.T.H. products in action. Of course, if your favorite M.T.H. Authorized Retailer isn't listed here, they can still order any of our current Tinplate Traditions offerings. To find a local M.T.H. Authorized Retailer, visit our website and click on the Dealer Locator link.

### Western Depot

Yuba City, CA  
530-673-6776  
[www.westerndepot.com](http://www.westerndepot.com)

### Ready to Roll

Miami, FL  
305-688-8868  
[www.readytorolltrains.com](http://www.readytorolltrains.com)

### Roundhouse South

Port Orange, FL  
386-304-7002  
[www.roundhousesouth.com](http://www.roundhousesouth.com)

### Sidetrack Hobbies

Leonardtown, MD  
301-475-5381  
[www.sidetrackhobbies.com](http://www.sidetrackhobbies.com)

### Brady's Toy & Train Outlet

Greensburg, PA  
724-838-8448  
[www.bradystrainoutlet.com](http://www.bradystrainoutlet.com)

### Nassau Hobby Center

Freeport, NY  
516-378-9594  
[www.nassauhobby.com](http://www.nassauhobby.com)

### Nicholas Smith Trains

Broomall, PA  
610-353-8585  
[www.nstrains.com](http://www.nstrains.com)

### Trains R Fun

Frazier, PA  
610-644-4585  
[www.rccarsfun.com](http://www.rccarsfun.com)

### The Hobby Shop

Aberdeen, NJ  
732-583-0505  
[www.hobbyshopnj.com](http://www.hobbyshopnj.com)

### Just Trains

Newark, DE  
888-453-9742  
[www.justrains.com](http://www.justrains.com)

### The Train Room

Hagerstown, MD  
301-745-6681  
[www.the-train-room.com](http://www.the-train-room.com)

### J & R Junction

Syracuse, NY  
315-451-6551  
[www.jrjunction.com](http://www.jrjunction.com)

### B&F Hobbies

Wakefield, RI  
401-782-6400  
[fcaraccia@cox.net](mailto:fcaraccia@cox.net)

### Skagg's Electric Trains

Staten Island, NY  
718-727-7373  
[www.e-zcatch.com](http://www.e-zcatch.com)

## TABLE OF CONTENTS

Proto-Sound 2.0	2
Tinplate Features	3
DCS	4
Ready-To-Run Sets	
O Gauge R-T-R Sets	6
Standard Gauge R-T-R Sets	8
Standard Gauge Specialty Sets	
Dorfan Passenger Sets	10
Ives 1134 Passenger & Freight Sets	12
4696 Freight Sets	14
318E Passenger Sets	16
O Gauge Specialty Sets	
Beer Trains	18
Ives 1694 Passenger Sets	20
Separate Sale Locomotives	
249 O Gauge Steam Locomotive	22
Ives 3236R Locomotive	24
Ives 3245R Locomotive	26
Passenger Sets	
O Gauge 600 Series Sets	23
Std. Gauge Ives 180 & 418 Sets	25
Std. Gauge Ives 240 & Dorfan Sets	27
Std. Gauge 300 Series Cars	28
Std. Gauge Stephen Girard Sets	29
Track	30
Transformers	31
M.T.H. Railroaders Club	32
M.T.H. Online	33





# Proto-Sound® 2.0...

THE RICHEST SET OF FEATURES IN MODEL RAILROADING!

Whether you operate with a conventional transformer or in command mode with DCS (M.T.H.'s Digital Command System), the Proto-Sound 2.0 system available in most locomotives in this catalog offers more realism, more fun, and more variety than any other locomotive control system in any scale or gauge.

## VIVID ENGINE SOUNDS

Proto-Sound features digital recordings with CD-quality playback. Press the transformer whistle/horn button to hear the wail of an electric locomotive horn or the melody of an authentic steam whistle. Press the bell button to alert passengers to your train's arrival or departure. With the optional DCS system, you can also tune each engine to your preference by individually adjusting bell, horn or whistle, and steam chuff or electric motor volume.

## STATION SOUNDS

Proto-Sound passenger engines offer Passenger Station Proto-Effects™, a complete arrival and

departure sequence that you can activate from your transformer or DCS handheld. Freight engines include Freight Yard Proto-Effects, a symphony of freight terminal sounds.

## ATMOSPHERIC SOUNDS

Crew conversations, the whoosh of a steam engine opening its cylinder cocks, and a host of other atmospheric sounds play automatically at random when using a conventional transformer — or can be activated individually from the DCS handheld.

## SPEED CONTROL AND SLOW SPEED CAPABILITY

Original tinplate locomotives often had two speeds: fast and faster. Proto-Sound 2.0 locomotives can throttle down to a slow crawl, highball down the main line, or maintain any speed in between. And the Locomotive Speed Control built into Proto-Sound 2.0 acts like the cruise control on a car, keeping your train moving at the speed you select, regardless of hills and curves.





# Product Features

## GREAT SMOKE

Proto-Sound steam engines feature fan-driven ProtoSmoke™, the most powerful smoke system in the hobby. You can vary the intensity with the smoke "volume" control on the locomotive or remotely with a DCS handheld.

## SYNCHRONIZED CHUFF AND PUFF

Like a real steam engine, M.T.H. steamers feature puffs of smoke and steam chuff sounds synchronized with the drive wheels. Better than any other model train, an M.T.H. locomotive portrays the drama of a steam engine slowly chuffing and puffing as it pulls out of a station and gets up to speed. And steam chuff sounds vary automatically depending on how hard your engine is working.

## BRAKE SOUNDS

Engine brakes squeal whenever you throttle back sharply or pull into a station. In DCS mode, you can trigger the brake sound with the Brake button on the DCS handheld.

## REMOTE UNCOUPLING

Our O gauge Proto-Sound steam locomotives offer remote uncoupling anywhere on your layout, controlled from your transformer or DCS remote. The opening of the coupler is accompanied by the hiss of air hoses parting and the clank of the coupler knuckle opening.

## COMMAND CONTROL

Add the M.T.H. Digital Command System (DCS) to your railroad and enjoy the command control capability built into every Proto-Sound 2.0 locomotive. Operate up to 99 engines on the same track at the same time with individual control over each engine. For more information on command control and DCS, turn the page or go to [www.protosound2.com](http://www.protosound2.com).



## "Ready-to-Run" Sets Include:

- Locomotive with Proto-Sound® 2.0, featuring passenger station or freight yard Proto-Effects™
- 3-car consist (O Gauge sets) or 2-car consist (Standard Gauge sets)
- O Gauge sets feature 31" x 51" 12-piece RealTrax® oval and RailWare™ interactive DVD with track layout software
- Standard Gauge sets feature 8-piece 42" circle of Standard Gauge track
- Lighted track Lock-On, with wires to connect with transformer
- UL-approved 100-watt Z-1000™ transformer

Sets not cataloged as "Ready-to-Run" include locomotive and cars only

## Rolling Stock Features:

- Stamped steel body and chassis
- Baked enamel finish
- Colorful, attractive paint schemes
- Stamped steel trucks
- Metal wheels and axles
- Operating stamped steel or die-cast couplers (various coupler styles, as per original prewar models)
- Opening doors on reefers, boxcars, and cattle cars

## Traditional Steam Locomotive Features:

- Die-cast chassis
- Stamped steel boiler, cab, and tender
- Die-cast boiler and cab on Dorfan and Ives 1134 engines only
- Baked enamel finish
- Colorful, attractive paint scheme
- Brass or nickel trim
- Metal wheels, axles, and gears
- Stamped steel tender trucks
- Track voltage operating headlight
- Open-frame AC motor
- Operating stamped steel or die-cast couplers (various coupler styles, as per original prewar models)
- Remotely controlled box-type Proto-Coupler™ (O gauge models only)
- Operates on O-31 or Standard Gauge 42" curves

## Traditional Electric Locomotive Features:

- Stamped steel body and chassis (unless otherwise noted)
- Baked enamel finish
- Colorful, attractive paint scheme
- Brass or nickel trim
- Metal wheels, axles, and gears
- Track voltage operating headlight
- Open-frame AC motor
- Operating stamped steel or die-cast couplers (various coupler styles, as per original prewar models)
- Operates on O-31 or Standard Gauge 42" curves

## Additional Features on Proto-Sound 2.0 Locomotives:

- Constant voltage headlight
- Precision flywheel-equipped can motor
- Locomotive speed control
- Synchronized puffing ProtoSmoke™ system (steam engines only)
- Proto-Sound® 2.0 with the Digital Command System (DCS™), featuring Passenger Station or Freight Yard Proto-Effects™

Not all products depicted in this catalog are production models. In some cases, the items pictured may be antique originals that have been altered digitally. All items' graphic features and content are subject to change after publication. All product features may be verified on their retail packages.

M.T.H. Electric Trains is in no way affiliated with any of the railroads featured in this catalog.

©2008, M.T.H. Electric Trains, 7020 Columbia Gateway Drive, Columbia Maryland 21046-1532 [www.mthtrains.com](http://www.mthtrains.com) 410-381-2580  
MTH Trademarks: M.T.H. Electric Trains®, M.T.H.®, MTH Railroaders Club™, Ives®, Loco-Sound™, Proto-Sound® 2.0, Proto-Speed Control™, Proto-Doppler™, Proto-Dispatch™, Proto-Cast™, ProtoSmoke™, Proto-Coupler™, Proto-Effects™, RailKing®, Rugged Rails®, RailKing One-Gauge™, RailTown™, Tinplate Traditions™, ScaleTrax™,

RealTrax®, Z-500™, Z-750™, Z-4000®, Z-1000™, Z-4000 Remote Commander™, DCS™ and the MTH Numbering System and all others indicated throughout this catalog.

M.T.H.'s DCS Digital Command System has received U.S. Patent No. 6,457,681. M.T.H.'s Proto-Sound® 2.0 system has received U.S. Patent No's 6,457,681 B1 (sound system), 6,457,681 B1 (Proto-Speed Control), 6,604,641 (Proto-Coupler), 6,280,278 (Proto-Smoke). M.T.H.'s RealTrax has received U.S. Patent No. 6,019,289. M.T.H.'s Z-4000 Transformer has received U.S. Patent No's. 6,281,606 & 6,624,537. Some images used in this publication © 2004 [www.clipart.com](http://www.clipart.com)  
Lionel, TrainMaster Command Control, TMCC, Legacy, CAB-1, and American Flyer are registered trademarks of Lionel Trains L.L.C.



# DCS™

THIS REMOTE IS **SIMPLE**.

IT SPEAKS **ENGLISH, NOT ICONS**.

IT CAN BE **OPERATED EASILY WITH ONE HAND**.

IT CAN BE **UPGRADED FOR FREE** OVER THE INTERNET.



It can run 900\* Proto-Sound® 2.0 engines and every Lionel®, Atlas, Weaver, and Third Rail TMCC®, EOB, or Legacy™ engine ever made — and run 99 of them at the same time, on the same track, independently, in command mode.

It can also **RUN ALL CONVENTIONAL AC LOCOMOTIVES** without the purchase of any additional hardware.

With the addition of an Accessory Interface Unit (AIU), it can **OPERATE ANY ACCESSORY OR SWITCH**. It can create scenes and routes that are triggered with one push of a button.

## WHAT CAN YOUR REMOTE DO?

\* Number of different Proto-Sound® 2.0 engines cataloged through the 2008 Tinplate Traditions catalog.

While all TMCC features can be accessed by the DCS handheld remote, at present some Legacy features cannot be accessed by the DCS remote.

Remote Shown Actual Size



# ...SIMPLY THE BEST WAY TO RUN A RAILROAD™

## COMMAND CONTROL EXPLAINED

In conventional operation, an AC or DC transformer varies track voltage to adjust engine speed and direction. Command systems such as DCS, however, put a constant voltage on the track (around 18 volts for DCS) and vary speed by telling each engine how much of that voltage to use. Command control allows different engines to do different things — like run at different speeds, go in different directions, or make different sounds — even when they are on the same track.

In the DCS system, commands such as speed, direction, and sound control are sent as radio signals from the handheld throttle to a TIU (track interface unit). The TIU translates those radio signals into digital information that is sent through the rails and picked up by a receiver in the appropriate engine —

telling it to go, for example, 37 miles per hour, blow the whistle, smoke more heavily, or any other command. DCS locomotives can also send information back to the handheld to let the operator know what they're doing.

A unique feature of DCS is the ability to control the other major command systems used by 3-rail O gauge modelers, Lionel's TrainMaster® Command Control (TMCC®) and Legacy™ systems. With the addition of a Lionel command base, the DCS handheld can control engines from all systems on the same track at the same time.

The new TIU/TMCC-Legacy Connector Cable also allows you to run both the DCS and Legacy systems simultaneously on your layout, using both the DCS and Legacy handheld remotes.

## NEW! DCS 4.0

DCS 4.0, the latest DCS software upgrade, is now available as a free download and is fully compatible with all DCS systems and every Proto-Sound 2.0 engine ever made. DCS 4.0 features new engine control options; allows the DCS handheld to emulate virtually every feature of the TMCC CAB-1® handheld; and allows the user to back up data on the DCS handheld to a personal computer — and clone that data to another DCS handheld if desired.

For more information on DCS 4.0 and the entire DCS system, go to [www.protosound2.com](http://www.protosound2.com)

**INTUITIVE MENUS** ALLOW YOU TO **PROGRAM, SELECT, AND CONTROL ENGINES, SWITCHES, AND ACCESSORIES.**

**1** Go to the engine setup menu

```
▶ ADD ENGINE
  EDIT ENGINE
  DELETE ENGINE
  MENU:ENGINE SETUP
```

**2** Choose your engine type

```
▶ ADD MTH ENGINE
  ADD TMCC ENGINE
  MENU:ADD ENGINE
```

**3** DCS will "look" for Proto-Sound® or TMCC command-equipped engines on your layout. When it finds one, it adds it onto your remote and tells you when it's done.

```
CONGRATULATIONS
YOU SUCCESSFULLY
ADDED AN MTH ENGINE
```

```
SMPH: 10
1: PRR S1
MTC SCS S01 LIN →
```

\*TMCC operation requires a TMCC command base & DCS TIU/TMCC cable

**DCS Remote Control System**  
50-1001 \$299.95

**DCS Remote Control - Handheld Unit**  
50-1002 \$149.95



**DCS Track Interface Unit (TIU)**  
50-1003 \$179.95



**DCS Accessory Interface Unit (AIU)**  
50-1004 \$99.95



**NEW!**

**TIU/TMCC-Legacy 6' Connector Cable**  
50-1032 \$19.95



**6' Mini-to-Mini Cable**  
50-1009 \$9.95

**Proto-Sound 2.0 Battery Charger**  
50-1019 \$14.95



**TIU/Barrel Jack Adapter Cable**  
50-1017 \$9.95




**Proto-Sound Battery**  
50-1008 \$9.95



**AA NiCad Proto-Sound® Battery**  
50-1024 \$9.95

**24-Port Terminal Block**  
50-1020 \$29.95

**12-Port Terminal Block**  
50-1014 \$19.95



**Video Guide To DCS - DVD**  
60-1191 \$19.95


Like their larger standard gauge cousins on the following pages, these O gauge 260E freight sets embody the gleaming sheet metal beauty of the tinsplate era. Lionel® spared no hyperbole in introducing the original 260E locomotive in 1930: "Boys - here is the most remarkable "O" Gauge Steam Type Locomotive that has ever been produced. Dozens of blue prints and photographs of famous new locomotives from railroads all over the country were examined, and the best features of each were utilized by Lionel's Engineering Department in designing this locomotive. It is built for speed and power. It is low, long, graceful and sturdy. Complete with its Pacific type oil-burning tender, it represents a miracle of model railroad engineering. It will be the pride of every boy who owns one."

Unlike the original, our replica of the 260E produces huge plumes of puffing smoke as well as clanging bell, wailing whistle, and deep chuffing sounds appropriate for what Lionel called its "Mogul of the Rails." Our 260E is also outfitted with a "Latch-Type" Proto-Coupler™ that can be remotely activated by the transformer to uncouple from its trailing three freight cars, each decorated with bright metal trim and colorful baked enamel paint.



**Pennsylvania**  
**260E Ready-to-Run O Gauge Steam Freight Set**  
 10-3035-1 w/Proto-Sound 2.0 \$599.95

Includes everything you need to get started -- see Ready-to-Run set features on page 3.





# Ready-to-Run O Gauge Freight Sets



**Christmas - 260E Ready-to-Run O Gauge Steam Freight Set**  
10-3036-1 w/Proto-Sound 2.0 \$599.95



**Baltimore & Ohio - 260E Ready-to-Run O Gauge Steam Freight Set**  
10-3037-1 w/Proto-Sound 2.0 \$599.95



**Baltimore & Ohio - No. 384 Steam Passenger Set**  
 10-1294-1 w/Proto-Sound 2.0 \$599.95



**Lehigh Valley - No. 384 Steam Passenger Set**  
 10-1298-1 w/Proto-Sound 2.0 \$599.95



**Christmas - No. 384 Steam Passenger Set**  
 10-1295-1 w/Proto-Sound 2.0 \$599.95



# No. 384 Ready-to-Run Standard Gauge Sets



While Lionel's 1930 catalog described it as "A real locomotive in all but size," standard gauge steam engines like the 384 were not so much scale models as cartoon-like caricatures: wildly oversized drivers, bright brass or nickel trim, colorful, gleaming paint, and a cast iron frame topped by a sheet metal boiler and cab. Our Tinplate Traditions No. 384 sets replicate the starter sets that gladdened the heart of many a child on a holiday or birthday in the early 1930s — with one exception.

Thanks to Proto-Sound 2.0 electronics, our 384 steamers deliver smoother operation than any original standard gauge locomotive, as well as huge plumes of puffing smoke — timed to the drivers' revolutions — and a clanging bell and wailing whistle guaranteed to delight children of all ages. Our replicas of the 384 are trailed by passenger or freight cars decorated with bright metal trim and colorful baked enamel paint, and these ready-to-run sets include everything you need to begin a tinplate tradition in your own family.



**New York Central - No. 384 Steam Freight Set**  
10-1300-1 w/Proto-Sound 2.0 \$599.95



**Christmas - No. 384 Steam Freight Set**  
10-1299-1 w/Proto-Sound 2.0 \$599.95

The Dorfan Company first appeared on the American toy train scene in 1924 and was headed up by two German immigrants whose family had a model railroading heritage in their native land. The Fandor line of trains — a successful competitor to Marklin — was owned by a cousin of Dorfan's principals, Joseph Kraus.

Financing his cousins' U.S. startup, Kraus wanted to penetrate the American marketplace without the negative stimuli of his German background. He and the cousins revolutionized the U.S. model railroad market with their Dorfan locomotive lineup — the market's first die-cast locomotives using a zinc alloy. Unfortunately, their die-casting process wasn't perfected and many of their engines deteriorated over time due to metal oxidation. Not surprisingly, the deterioration of the metal left few surviving original pieces for today's collectors, making Dorfan products prized pieces today.

Ironically, the die-cast 1134 steam engine was not actually produced by Dorfan but rather a specially painted Ives 1134 steam engine. Originally available in two colors, the Dorfan 1134 returns to life in slew of deco schemes. Operators will marvel at the incredibly smooth-running locomotive outfitted with Proto-Sound 2.0. The additional electronics and authentic digital sounds create a standard gauge operating experience sure to conjure up memories of model railroading's beginnings.

# 1134 Standard Gauge Dorfan Passenger Sets



## Blue - 1134 Standard Gauge Dorfan Passenger Set

10-1331-0	Traditional	\$1299.95
10-1331-1	w/Proto-Sound 2.0	\$1299.95

## Also Available:

### Blue - 1134 Dorfan Steamer

10-1318-0	Traditional	\$899.95
10-1318-1	w/Proto-Sound 2.0	\$899.95

### Blue - 4-Car Std. Gauge Dorfan Passenger Set

10-5039	\$599.95
---------	----------



## Black & Red - 1134 Standard Gauge Dorfan Passenger Set

10-1332-0	Traditional	\$1299.95
10-1332-1	w/Proto-Sound 2.0	\$1299.95

## Also Available:

### Red - 4-Car Std. Gauge Dorfan Passenger Set

10-5027	\$599.95
---------	----------

### Black - 1134 Dorfan Steamer

10-1319-0	Traditional	\$899.95
10-1319-1	w/Proto-Sound 2.0	\$899.95



## Green - 1134 Standard Gauge Dorfan Passenger Set

10-1330-0	Traditional	\$1299.95
10-1330-1	w/Proto-Sound 2.0	\$1299.95

## Also Available:

### Green - 1134 Dorfan Steamer

10-1317-0	Traditional	\$899.95
10-1317-1	w/Proto-Sound 2.0	\$899.95

### Green - 4-Car Std. Gauge Dorfan Passenger Set

10-5031	\$599.95
---------	----------





**Black & Ivory - 1134 Standard Gauge Dorfan Passenger Set**

- 10-1333-0 Traditional \$1299.95
- 10-1333-1 w/Proto-Sound 2.0 \$1299.95

**Also Available:**

- Black - 1134 Dorfan Steamer**
- 10-1319-0 Traditional \$899.95
- 10-1319-1 w/Proto-Sound 2.0 \$899.95

**Ivory Yellow/Red - 4-Car Std. Gauge Dorfan Passenger Set**

- 10-5029 \$599.95



# 1134 Standard Gauge Ives Passenger & Freight Sets



**Black - 1134 Ives Standard Gauge Freight Set**

10-1336-0	Traditional	\$1399.95
10-1336-1	w/Proto-Sound 2.0	\$1399.95



**Black/Chrome - 1134 Ives Standard Gauge Passenger Set**

10-1312-0	Traditional	\$1499.95
-----------	-------------	-----------

**Also Available:**

**Chrome - 1134 Ives Steamer**

10-1259-0	Traditional	\$899.95
-----------	-------------	----------

**Black/Chrome - 4-Car Std. Gauge 418 Set**

10-5067	\$699.95
---------	----------



**National Limited - 1134 Ives Standard Gauge 418 Passenger Set**

10-1311-0	Traditional	\$1499.95
10-1311-1	w/Proto-Sound 2.0	\$1499.95

**Also Available:**

**Red - 1134 Ives Steamer**

10-1315-0	Traditional	\$899.95
10-1315-1	w/Proto-Sound 2.0	\$899.95

**Red & Blue - 4-Car Std. Gauge 418 Set**

10-5098	\$699.95
---------	----------





**Also Available:**

**Black - 1134 Ives Steamer**

- 10-1316-0 Traditional \$899.95
- 10-1316-1 w/Proto-Sound 2.0 \$899.95

**Green - 190 Tank Car**

- 10-2079 \$129.95

**Yellow & Brown - 192 Merchandise Car**

- 10-2080 \$129.95

**Red & Blue - 195 Caboose**

- 10-2081 \$139.95

**Dark Green - 198 Gravel Car**

- 10-2082 \$129.95

**Orange - 193 Stock Car**


- 10-2083 \$129.95

This sleek steamer defines the quiet elegance of the Tinplate Traditions line. The Ives 1134 is one of the largest Standard Gauge steam locomotives ever. The 1134 was patterned after the Baltimore & Ohio's 4-6-2 President Washington, but the wheel designation chosen on the model was 4-4-2.

The styling of the engine captured the very essence of American steam engines, but the lack of purity in the castings of the original Ives releases threatened the lifespan of the beautifully crafted locomotive. With its die-cast metal body, baked enamel finish and metal wheels and axles, durability is not a problem for this M.T.H. model.

**Did You Know?**

The early 1134 Ives Steamer had its bell behind the smokestack rather than mounted on the boiler front as it is today.







With not a touch of modesty, the 1931 American Flyer catalog introduced the firm's new standard gauge steamer: "The magnificent realistic wide gauge Steam type locomotive Model 4696 is a faithful reproduction of the crack B. & O. locomotive President Washington. The faithful design is a striking example of scale reproduction. It is conceded by the most critical to be the finest miniature model ever made." In fact this description had a lot of truth to it. Of course Flyer, like Lionel with its 400E, ignored the fact that the prototype locomotive had one more set of drivers than the model. But Flyer's fully die-cast steamer with added-on brass parts was arguably better proportioned and more accurately detailed than competitive models from Lionel and Ives. Cataloged from 1931 to 1935, the top-of-the-line 4696 was introduced at a price of \$43.50, the equivalent of several weeks pay for an average worker.

Like the original, our model features a die-cast engine and tender, but without the metallic impurities that caused many of the original castings to deteriorate drastically with age. Enjoy the 4696 with your choice of a 1930s-style open frame motor or modern Proto-Sound 2.0 electronics with sound and puffing smoke.




# 4696 Standard Gauge Steam Engines



## Crackle Black - 4696 Steam Engine

10-1290-0	Traditional	\$999.95
10-1290-1	w/Proto-Sound 2.0	\$999.95




## Black - 4696 Steam Engine

10-1289-0	Traditional	\$999.95
10-1289-1	w/Proto-Sound 2.0	\$999.95



**Dark Gray - 318E Standard Gauge Passenger Set**

10-1320-0 Traditional \$799.95  
 10-1320-1 w/Proto-Sound 2.0 \$799.95



**Pea Green - 318E Standard Gauge Passenger Set**

10-1322-0 Traditional \$799.95  
 10-1322-1 w/Proto-Sound 2.0 \$799.95

**Also Available:**

**Pea Green - 318E Locomotive**

10-1272-0 Traditional \$499.95  
 10-1272-1 w/Proto-Sound 2.0 \$499.95

**Pea Green - 3-Car Std. Gauge 300 Series Passenger Set**

10-5072 \$399.95



# 318E Standard Gauge Passenger Sets



**Also Available:**

**Dark Gray - 318E Locomotive**  
 10-1270-0 Traditional \$499.95  
 10-1270-1 w/Proto-Sound 2.0 \$499.95

**Dark Gray - 3-Car Std. Gauge 300 Series Passenger Set**  
 10-5069 \$399.95

The 318 was a classic of the tinplate era, a medium-priced engine produced in a variety of colors that remained in the Lionel catalog for twelve years, 1924-35 — a longer production run than perhaps any other tinplate loco. The 1925 catalog described the 318 as "Introduced in response to a great demand for a single-Super-Motor locomotive built on the lines of our 402, but smaller and contains many of the constructional features of the larger engine." Like most Lionel Standard Gauge equipment, the 318 was sized according to price: it was about two-thirds the size of the more expensive twin-motored 402, although both engines ran on the same gauge track. Also in common with the 402 and a number of other Lionel engines, the 318 was based loosely on the prototype New York Central S-type boxcab — although the Lionel versions were less sharp-edged and arguably handsomer than the real thing.



**Mojave - 318E Standard Gauge Passenger Set**  
 10-1321-0 Traditional \$799.95  
 10-1321-1 w/Proto-Sound 2.0 \$799.95

**Also Available:**

**Mojave - 318E Locomotive**  
 10-1271-0 Traditional \$499.95  
 10-1271-1 w/Proto-Sound 2.0 \$499.95

**Mojave - 3-Car Std. Gauge 300 Series Passenger Set**  
 10-5070 \$399.95

The 318E ("E" for electronic reverse) returns to the Tinplate Traditions line in 2008. Choose from Traditional versions with an open-frame motor and mechanical E-Unit or contemporary Proto-Sound 2.0 equipped versions for a modern, state-of-the-art operating experience.

**State Brown - 318E Standard Gauge Passenger Set**  
 10-1323-0 Traditional \$799.95

**Also Available:**

**State Brown - 318E Locomotive**  
 10-1273-0 Traditional \$499.95

**State Brown - 3-Car Std. Gauge 300 Series Passenger Set**  
 10-5074 \$399.95





The tinplate era straddled one of the great experiments in American history. From 1920 through 1933, the federal government tried — unsuccessfully — to prevent Americans from drinking alcohol. The heyday of brightly painted tinplate toy trains coincided almost exactly with the heyday of rumrunners and Al Capone.

With the end of Prohibition on December 5, 1933, beer companies returned to the practice of advertising their products on "billboard" refrigerator cars, with paint schemes every bit as colorful

as the most gaudy tinplate toy trains. Sadly, however, the prohibition of alcohol was soon replaced by the prohibition of the billboard reefer by the Interstate Commerce Commission, and the brightly decorated cars were gone by 1937 — just a few years before tinplate trains also faded into history.

Relive the era of the billboard beer car with these two colorful O gauge sets. Each harks back to the years just after Prohibition, when colorful beer ads roamed the rails.






# O Gauge Pennsylvania Beer Trains



**Beer Reefer Train - 260E O Gauge Freight Set**  
10-3039-1 w/Proto-Sound 2.0 \$699.95



**Beer Tank Train - 263E O Gauge Freight Set**  
10-3040-1 w/Proto-Sound 2.0 \$699.95

# Ives 1694 O Gauge Passenger Sets

In the late 1920s, the Ives Corporation declared bankruptcy and found itself taken over by its two major competitors, Lionel and American Flyer. By the early 1930s, Lionel had gained sole control of the Ives tooling and began to incorporate Ives items into its own product lineup. These were known as the "transition" years and lasted until 1934, when the Ives names ceased to appear on tinplate cars and locomotives.

One of the most famous and collectible of the transition era trains was the 1694 electric locomotive of 1932. This 4-4-4 locomotive headed up a 3-car 1616 passenger consist from original Ives tooling. Sporting a beige cab and red roof and chassis, the locomotive and cars were never produced again. In fact, the original matching production run of cars, which included the 1695, 1696 and 1697 cars, was limited to just 2,600 sets. Released during the depths of the Great Depression, the cars and engines didn't sell well and according to Greenberg's Peter Riddle were eventually sold as close-out sets in Canada, Great Britain and other foreign markets.

The Ives 1694 electric and 1616-series cars grace the Tinplate Traditions lineup again in 2008, with the engine offered in two "might have been" paint schemes designed to match earlier original Ives releases of the 1616 cars. Enjoy this unique replica of one of the last hurrahs of a great train maker — and one of the rarest of tinplate sets — with either a traditional tinplate open-frame motor or the sounds and operating features of Proto-Sound 2.0.



**Blue & Silver - Ives 1694 O Gauge Passenger Set**  
10-3042-1 w/Proto-Sound 2.0 \$799.95





**Red & Maroon - Ives 1694 O Gauge Passenger Set**  
 10-3043-1 w/Proto-Sound 2.0 \$799.95

**Also Available:**

**Red/Maroon - Ives 1694 Electric Engine**

10-3024-1 w/Proto-Sound 2.0 \$399.95

**Red/Maroon - 1616 3-Car O Gauge Passenger Set**

10-8048 \$399.95



**Also Available:**

**Blue/Silver - Ives 1694 Electric Engine**

10-3023-1 w/Proto-Sound 2.0 \$399.95

**Blue/Silver - 1616 3-Car O Gauge Passenger Set**

10-8047 \$399.95



# O Gauge 249 Steam Locomotive

The Lionel catalog for 1936 introduced the new 249 as a “high speed powerful conventional locomotive with chrome plated trimmings and a wealth of embossed details.” While smaller and less expensive than the 260E and its successor the 263, the 249 shared the same motor as its larger brethren. Cataloged until 1939, the 249 was part of the last hurrah of tinsplate. When the 249 disappeared from the line, the production of high-quality, sheet-metal trains had passed into history.

Relive the colorful final days of tinsplate — with the added excitement of Proto-Sound 2.0 sounds, smoke, and speed control — with a 249 locomotive.



See Matching Passenger Cars on Page 23



**Black w/Brass Trim - 249 O Gauge Loco & Tender**  
10-3031-1 w/Proto-Sound 2.0 \$399.95



**Gunmetal Gray - 249 O Gauge Loco & Tender**  
10-3033-1 w/Proto-Sound 2.0 \$399.95



**Two-Tone Blue - 249 O Gauge Loco & Tender**  
10-3034-1 w/Proto-Sound 2.0 \$399.95



**Crackle Black - 249 O Gauge Loco & Tender**  
10-3032-1 w/Proto-Sound 2.0 \$399.95



# O Gauge 600 Series Passenger Sets



**Two-Tone Blue - 3-Car O Gauge 600 Series Passenger Set**  
10-8503 \$299.95



**Red - 3-Car O Gauge 600 Series Passenger Set**  
10-8501 \$299.95



**Two-Tone Green - 3-Car O Gauge 600 Series Passenger Set**  
10-8504 \$299.95



**Silver & Red - 3-Car O Gauge 600 Series Passenger Set**  
10-8502 \$299.95

## Features

- Metal Wheels and Axles
- Overhead Interior Lighting
- Colorful, Attractive Paint Schemes
- Interior bench seats
- Baked Enamel Finish
- Stamped Steel Body and Chassis
- Operating Latch Couplers
- 3-Car Sets Feature: (2) Coaches, (1) Observation
- Unit Measures: 25 1/2" x 2 5/16" x 3 1/2"
- Operates On O-31 Curves

# Standard Gauge Ives 3236R

When Lionel and American Flyer took over Ives in 1928, the big prize for Lionel was the rights to the Ives reversing unit. The Ives drum-type electric reverse was far superior to Lionel's own pendulum-type reverse, and the Ives design eventually appeared throughout the Lionel line.

For four years after the 1928 takeover, the Ives name remained alive during what collectors call the "transition period," as the Ives factory was eventually shut down and remaining parts used up. One of the products of the transition period was the Ives 3236R, which was actually a Lionel 8E body on an Ives frame. The frame was carried over from an earlier Ives electric-type locomotive. At the time, the 3236R was probably superior to the straight Lionel product, because the Ives version had the better reversing unit. The 3236R was offered in 1929 and 1930, and was often sold with Ives 180 Series passenger cars.

The 3236R returns to the Tinplate Traditions line in a variety of original paint schemes. Enjoy this transition era locomotive with either a traditional open-frame motor or all the bells and whistles of Proto-Sound 2.0.



**Black & Yellow - Ives 3236R Standard Gauge Locomotive**

10-1284-0	Traditional	\$499.95
10-1284-1	w/Proto-Sound 2.0	\$499.95

**Matches Ives 180 and 240 Series Passenger Cars**



**Red & Black - Ives 3236R Standard Gauge Locomotive**

10-1287-0	Traditional	\$499.95
10-1287-1	w/Proto-Sound 2.0	\$499.95



**Light Green & Black - Ives 3236R Standard Gauge Locomotive**

10-1285-0	Traditional	\$499.95
10-1285-1	w/Proto-Sound 2.0	\$499.95



# Standard Gauge Ives 180 Passenger Sets



**Cadet Blue - Ives 3-Car Std. Gauge 180 Series Passenger Set**  
10-5081 \$399.95



**Orange - Ives 3-Car Std. Gauge 180 Series Passenger Set**  
10-5082 \$399.95



**Red & Black - Ives 3-Car Std. Gauge 180 Series Passenger Set**  
10-5083 \$399.95



**Red Crackle - Ives 3-Car Std. Gauge 180 Series Passenger Set**  
10-5084 \$399.95



**Yellow & Black - Ives 3-Car Std. Gauge 180 Series Passenger Set**  
10-5085 \$399.95

# Standard Gauge Ives 418 Passenger Set



**Dark Green w/Brass Trim - 4-Car Std. Gauge 418 Set**  
10-5095 \$699.95



**Apple Green - 4-Car Std. Gauge 418 Set**  
10-5096 \$699.95


## Features

- Baked Enamel Finish
- Brass or Nickel Trim
- Stamped Steel Body and Chassis
- Metal Wheels and Axles
- Operating Metal Latch Couplers
- Overhead Interior Lighting

- Ives 3-Car 180 Set Measures:  
20 1/4" x 4 1/8" x 5 7/8"
- Ives 4-Car 418 Set Measures:  
20 1/4" x 4 1/8" x 5 7/8"
- Operates On STD-42 Curves




# Standard Gauge Ives 3245R



## Black/Orange - Ives 3245R Locomotive

10-1281-0	Traditional	\$799.95
10-1281-1	w/Proto-Sound 2.0	\$799.95



## Black w/Brass Trim - Ives 3245R Locomotive

10-1280-0	Traditional	\$799.95
10-1280-1	w/Proto-Sound 2.0	\$799.95

Looking much like two loaves of bread joined by a cracker box, the Milwaukee Road's Bi-Polar electric engines were a perfect example of heavy machinery of the 1920s. Their owner and General Electric, their builder, delighted in staging pulling contests such as a 1924 "Battle of the Giants," in which a Bi-Polar easily won a tug-of-war against a pair of steam locomotives, a 2-8-0 consolidation and a 2-6-6-2 mallet. With that kind of publicity, it seems no surprise that two east coast train makers chose this west coast engine as the prototype for their top-of-the-line Standard Gauge electrics: the Ives 3245R and the Lionel 381E.

The Ives version turned out to be one of the last products designed by Ives and bearing the famous brass nameplate "Made in the Ives Shops." The so-called "short hood" 3245R ("R" for remote reversing) came on the market in 1928, just as Lionel and American Flyer were taking over their bankrupt rival. The more impressive "long hood" version was cataloged in 1929 and 1930, the last years of production at Ives' own factory, and this version returns to the Tinsplate Traditions lineup for 2008. A product of the so-called "transition years" for Ives, the original 3245R came with Lionel pantographs and Lionel flag holders on its pilots, and was sold with cars borrowed from the firm's new owners. In 1929 the Ives engine was trailed by American Flyer cars with Ives nameplates, trucks, and couplers. Around 1930, when Lionel became the sole owner of Ives, the long hood 3245R came with Lionel passenger cars sold as the Ives 240 series, with Ives decals and a unique black and orange paint scheme to match the engine.

The Ives 3245R graces the Tinsplate Traditions line again and comes offered in Ives' original black and orange paint scheme or in solid black like the prototype Bi-Polar. Enjoy this unique replica of one of the last hurrahs of a great train maker, outfitted with either a traditional tinsplate open-frame motor or the sounds and operating features of Proto-Sound 2.0.



# Standard Gauge Ives 240 Passenger Sets



**Black & Red - Ives 4-Car Std. Gauge 240 Set**

10-5087 \$699.95

Measures: 72" x 3 13/16" x 5 5/8"



**Black/Orange - Ives 4-Car Std. Gauge 240 Set**

10-5088 \$699.95

Measures: 72" x 3 13/16" x 5 5/8"

# Standard Gauge Dorfman Passenger Sets



**Gray - 4-Car Std. Gauge Dorfman Passenger Set**

10-5028 \$599.95

Measures: 16" x 3 1/2" x 5"



**Orange - 4-Car Std. Gauge Dorfman Passenger Set**

10-5030 \$599.95

Measures: 16" x 3 1/2" x 5"

# Standard Gauge 300 Series Passenger Sets



Peacock & Dark Green - 3-Car Std. Gauge 300 Series Passenger Set  
10-5073 \$399.95

Matches 318E Electric and 384E Steam Locomotives



Lehigh Valley - 330 Series Passenger Car  
10-5094 \$149.95



Baltimore & Ohio - 330 Series Passenger Car  
10-5092 \$149.95



Pennsylvania - 330 Series Baggage Car  
10-5080 \$149.95



Lehigh Valley - 330 Series Baggage Car  
10-5093 \$149.95



Baltimore & Ohio - 330 Series Baggage Car  
10-5091 \$149.95



Christmas - 330 Series Baggage Car  
10-5077 \$149.95



## Features

- Metal Wheels and Axles
- Overhead Interior Lighting
- Colorful, Attractive Paint Schemes
- Detailed Car Interiors
- Baked Enamel Finish
- Brass or Nickel Trim
- Stamped Steel Body and Chassis
- Operating Latch Couplers
- 3-Car Sets Feature: (1) Baggage, (1) Coach, (1) Observation
- Unit Measures: 43 1/2" x 3 1/8" x 5"
- Operates On STD-42 Curves



# Standard Gauge Stephen Girard Sets

## Features

- Baked Enamel Finish
- Brass or Nickel Trim
- Stamped Steel Body and Chassis
- Metal Wheels and Axles
- Operating Metal Latch Couplers
- Overhead Interior Lighting
- Unit Measures: 74" x 5 1/2" x 4"
- Operates On STD-42 Curves



Two-Tone Green w/Nickel - 4-Car Stephen Girard Set  
10-5062 \$699.95

Matches 390E and 392E Steam Locomotives




Texas & Pacific - 4-Car Stephen Girard Set  
10-5063 \$699.95



Pennsylvania - 4-Car Stephen Girard Set  
10-5066 \$699.95

Standard Gauge model railroad fans can find the classic look and style of tinplate track and switches only in our Tinplate Traditions™ lineup. Best of all, M.T.H.'s track and switches are far superior to those hard-to-find originals. Tinplate Traditions switches are equipped with realistic lighted switch block lanterns and state-of-the-art switch motors and switch controllers, which ensure they will function flawlessly for years to come. Available in regular radius and wide radius versions, each track section and switch is fully compatible with all Standard Gauge track and has features that give the Standard Gauge modeler incredible layout diversity.

# Track



**Std. Gauge Switch - Right Hand 42"**

10-4001 \$79.95

**Std. Gauge Switch - Left Hand 42"**


10-4002 \$79.95

**Std. Gauge Switch (Wide Radius) - Right Hand 72"**

10-4003 \$89.95

**Std. Gauge Switch (Wide Radius) - Left Hand 72"**

10-4004 \$89.95



**Black Base - Std. Gauge Switch - Right Hand 42"**

10-4101 \$79.95


**Black Base - Std. Gauge Switch - Left Hand 42"**

10-4102 \$79.95



**Std. Gauge Track - 1/2 Reg. Straight**

10-1034 \$2.99



**Std. Gauge Track - Reg. Straight**

10-1038 \$3.99



**Std. Gauge Track - 84" Dia. Curved**

10-4020 \$4.99



**Std. Gauge Track - 72" Wide Radius Curve**

10-1041 \$4.49



**Std. Gauge Track - 36" Extra Ties Straight**

10-1045 \$7.99



**Std. Gauge Track - Straight w/Extra Ties**

10-1040 \$4.49



**Std. Gauge Track - 42" Reg. Curved**

10-1039 \$3.99




**Std. Gauge Track - 42" Reg. 1/2 Curved**

10-1035 \$2.99




**Std. Gauge Track - 36" Reg. Straight**

10-1036 \$6.99




**O/Std. Gauge Lighted Lockon**

10-1021 \$3.99



**Std. Gauge Track Lighted Bumpers**

10-4005 \$49.95



**Std. Gauge 90° Crossover**

10-4006 \$49.95



# Transformers



While the transformer that comes with Tinplate Traditions Ready-To-Run sets provides plenty of power to operate your set & several accessories, you'll find as you add more track, cars, and accessories to your layout that you need more power to keep everything running. Fortunately, M.T.H. has you covered.

If you want to power up gradually, you can purchase additional 50-watt Z-500™ or 100-watt Z-1000™ transformers as the need arises. Featuring a UL-approved design, each model utilizes a separate controller which contains bell, horn and direction buttons that can control any manufacturer's locomotives and sound systems, including Proto-Sound® equipped steam, diesel and electric locomotives.

If you want to max out your power potential, the 400-watt Z-4000® is the most powerful transformer to receive the UL listing for the model railroading hobby. The Z-4000 has two separate throttles to let you power two different tracks, and it has two fixed power outputs you can use for operating accessories. A single Z-4000 will power a lot of layout.

## WHY THE UL LISTING?

M.T.H. Electric Trains is committed to manufacturing safe, UL-approved transformers and power supplies. By subjecting our transformers to the strenuous tests and requirements of the Underwriters Laboratories, M.T.H. helps ensure that these products meet the same requirements as other consumer electronics sold today. When choosing a new transformer, model railroaders should only look for those that have received a UL listing.



**Z-500 Transformer**  
40-500 \$59.95



**Z-1000 Transformer**  
40-1000 \$99.95



**Z-4000 Transformer**  
40-4000 \$429.95

# M.T.H. Railroaders Club

There are several different types of memberships, based on the style of model railroading that most interests you.

## Standard Gauge Tinplate Membership



**2008 MTHRC  
500 Series Box Car**  
10-2231 Tinplate 500 Series  
Membership is \$120.00

## O Gauge Tinplate Membership



**2008 MTHRC  
2800 Series O Gauge Caboose**  
10-8075 Tinplate 2800 Series  
Membership is \$80.00

**Basic Club Membership**  
The Basic Club Membership  
does not include a club car  
60-1000 Basic Membership is \$25.00



JOIN ONLINE! IT'S EASY - JUST GO TO  
**www.mthtrains.com**

## AS A MEMBER OF THE M.T.H. RAILROADERS CLUB YOU'LL RECEIVE:

### Limited-Edition Club Car



Each year we produce beautifully decorated cars exclusively for our Club members. Members automatically receive the car that matches their Club membership (RailKing®, Premier, Tinplate Traditions™ or One Gauge) & have the option to collect the other Club cars as well.

### The CrossingGate™ Club Magazine



You will receive our full color Club magazines, jam-packed with product news, ideas from other members, rail history, & step-by-step articles explaining how M.T.H. technology can bring your railroad to life.

### 1<sup>st</sup> Class Mailing of M.T.H. Catalogs



Club Members get all of our catalogs earlier than all our other mailing list members via First-Class mailings, so they can order from their local train store before the best items are sold out.

### RailWare™ Software CD-ROM



Use your computer to design track layouts, search the database of all M.T.H. products, look at our past catalogs, listen to Proto-Sound® 2.0 train effects, & much more. This CD retails for \$79.95, but is yours FREE as a Club member.

### Club Card & Lapel Pin



Show the world your membership in this elite group of model railroaders with your high-quality embossed membership card & beautiful enamel lapel pin.

### Proto-Sound® 2.0 Upgrade Kits

Club members can save an additional 15% on these kits by visiting the MTHRC web page.

### Club Web Site

Visit **WWW.MTHTRAINS.COM** & type in your member number to gain access to the Club web site. Here you can exchange messages with other Club members, keep up with the latest news, & even build your own homepage.

## CARRY ON THE M.T.H. TRADITION WITH MEMORABILIA AND COLLECTIBLES

### Exclusive Releases

Exclusive offers for MTHRC members come up every few months, including locomotives coupled with Proto-Sound 2.0 that make a great head-end for your MTHRC Tinplate Traditions freight cars.



### Previous Year Club Cars

MTHRC members can still obtain earlier produced MTHRC cars by visiting the MTHRC pages on the website. Only MTHRC members can get these cars!

### A Toy Train Story

This comprehensive book is a must for collectors & other lovers of toy trains. 350 pages & 1900 color photos, hard cover. Add this book to your membership for only \$25.00 (50% off the \$49.95 cover price)!





# M.T.H. Online



## 8 How does it work?

Misplaced an instruction manual or just want to know how a product works? Use Product Search to look up the item and view its instruction manual.



## GOT QUESTIONS?

[www.mthtrains.com](http://www.mthtrains.com) has answers

We don't think we're exaggerating when we say M.T.H. has the most useful train manufacturer's site on the Internet. Here's just a sample of the answers you can find online.

### 1 What's the latest info on ...?

Use Product Search to find the latest info on new products before they're delivered - sound sets, cab numbers, feature and paint scheme updates, and other information that arrived after the catalog was published.

### Did you ever make .....?

Use Product Search to search through nearly all of the 10,000 items we've made in the past 26 years, for your favorite road name, engine, or type of rolling stock.

### 2 Does any dealer still have ...?

Locate hard-to-find items with our Product Locator, which searches the inventories of M.T.H. dealers across the country.



### 3 When is it coming?

Our online Shipping schedule is updated frequently to let you know what's coming soon to your hobby shop.

### 4 Are you going to make .....?

View the last several M.T.H. Catalogs online. Or click on Video to see M.T.H. products in action.

### 5 How can I fix...?

The Service area of our site allows you to email a question to our factory technicians or find which of our 150+ local service centers is closest to you.

### What repair part do I need?

Use Product Search to find exploded diagrams and parts lists for M.T.H. locomotives and accessories, and then order the parts online or by phone.

### 6 What's new?

New arrivals and other news are posted frequently on our home page. To get the news as it happens, sign up for our free weekly electronic newsletter, with information on new M.T.H. products, industry news, and sneak peeks at upcoming specials!

### 7 How can I learn more about DCS?

Follow the link to the protosound2.com Web site for DCS and Proto-Sound 2.0 information - and a list of Authorized DCS Demo Centers where you can try DCS hands-on.

### How can I update my DCS system or change a sound set?

Only M.T.H. allows you to update your control system or change an engine's sound set right over the Internet. Follow the link to the protosound2.com Web site for DCS and Proto-Sound 2.0 downloads.







# ...SIMPLY THE BEST WAY TO RUN A RAILROAD

Try it at your local DCS Demo Center or learn more with a complimentary DVD on DCS & M.T.H. technology.

Take your favorite Proto-Sound 2.0 Locomotive to any Demo Center and experience the additional features your engine has with DCS Control.



To Find Your Nearest DCS Demo Center or Request your Complimentary DVD, Visit **WWW.MTHTRAINS.COM**

